

**KENYA MEDICAL PRACTITIONERS, PHARMACISTS AND DENTISTS' UNION**  
**ANNUAL REPORT AND FINANCIAL STATEMENTS**  
**FOR THE YEAR ENDED 31 DECEMBER 2023**

**KENYA MEDICAL PRACTITIONERS, PHARMACISTS AND DENTISTS' UNION  
ANNUAL CONSOLIDATED REPORT AND FINANCIAL STATEMENTS  
FOR THE YEAR ENDED 31 DECEMBER 2023**

<b>Contents</b>		<b>Page</b>
<b>Union Information</b>		<b>1</b>
<b>Report of the National Executive Committee (NEC)</b>		<b>2</b>
<b>Statement of National Executive Committee (NEC)' responsibilities</b>		<b>3</b>
<b>Report of Independent auditors</b>		<b>4-5</b>
<b>Financial Statements:</b>		
	<b>Statement of Comprehensive Income and expenditure</b>	<b>6</b>
	<b>Statement of Financial Position</b>	<b>7</b>
	<b>Statement of changes in equity</b>	<b>8</b>
	<b>Statement of cash flows</b>	<b>9</b>
	<b>Notes to the Accounts</b>	<b>10</b>
<b>Supplementary information</b>		
<b>Schedule of operating expenditure</b>	<b>Appendix I</b>	<b>16</b>
<b>Branch Summary</b>	<b>Appendix II</b>	<b>17</b>

**NATIONAL EXECUTIVE COUNCIL (NEC) MEMBERS**

<b>Dr Abidan Mwachi Muchuma</b>	<b>Chairman</b>
<b>Dr David Kahura Mundia</b>	<b>Vice Chairman</b>
<b>Dr Davji Bhimji Atellah</b>	<b>Secretary General</b>
<b>Dr Dennis Miskellah Mbegah</b>	<b>Deputy Secretary General</b>
<b>Dr Mercy Nabwire</b>	<b>Treasurer</b>
<b>Dr Anbar Aslam Ganatra</b>	<b>Deputy Treasurer</b>
<b>Dr Ismael Kipruto Aiyabei</b>	<b>Member</b>
<b>Dr Niko Gichana</b>	<b>Member</b>
<b>Dr Anthony Akoto</b>	<b>Member</b>
<b>Dr Charles Omondi Okumu</b>	<b>Member</b>
<b>Dr Joseph Lubale Makomere</b>	<b>Ag Chair Western</b>
<b>Dr Denis Muriungi Mugambi</b>	<b>Member</b>
<b>Dr Steve Ochieng Onyango</b>	<b>Member</b>
<b>Dr Deogracious Moses Maero Onyango</b>	<b>Member</b>
<b>Dr Aweis Abdi Mohamed</b>	<b>Member</b>
<b>Dr James Maina Githinji</b>	<b>Member</b>
<b>Dr Kelvin Cheruiyot Rotich</b>	<b>Member</b>
<b>Dr Darwin Ambuka</b>	<b>Resigned</b>
<b>Dr Ahmad Mkuche Juma Hassan</b>	<b>Resigned</b>
<b>Dr Hassan Abdi Mohamed</b>	<b>Resigned</b>

**REGIONAL OFFICE**

Kenya Medical Practitioners, Pharmacists & Dentists Union (KMPDU)  
Blue Violets Plaza. Kindaruma Lane. 5th Floor. Suite 506  
P.O. Box 157-00202 KNH,  
Nairobi, Kenya  
Email: nec@kmpdu.org  
Website: www.kmpdu.org

**BANKERS**

Standard Chartered bank  
P.O. Box 25107-00200  
Nairobi- Kenya

NCBA Bank Kenya PLC  
Mara and Ragati Road, Upperhill  
P.O. Box 30437-00100  
Nairobi, Kenya

**AUDITORS**

Kinanu & Associates

**CERTIFIED PUBLIC ACCOUNTANTS**

EDEN SQUARE 7TH FLOOR, Block 1, Chiromo Road  
P.O. Box 67238-00200  
Nairobi, Kenya

KENYA MEDICAL PRACTITIONERS, PHARMACISTS AND DENTISTS' UNION  
REPORT OF THE NATIONAL EXECUTIVE COUNCIL MEMBERS  
FOR THE YEAR ENDED 31 DECEMBER 2023

Page 2

The National Executive Committee (NEC) Members submit their report together with audited financial statements for the year ended 31 December 2023

**Incorporation**

The Union is registered under the Labour Relations Act 2007 of the Laws of Kenya. The address of the registered office is set out on page 1.

**Principal activities**

The activities of the union is to unite medical practitioners, pharmacists and dentist for socio economic empowerment, professional advancement and provision of quality healthcare in Kenya

**Results**

	2023 Kshs	2022 Kshs
The Surplus for the year	<u>18,918,460</u>	<u>15,283,904</u>

**Council Members**

The National Executive Council Members who held office during the year and to the date of this report are set out on page 1.

**Auditor**

The Auditors, Kinanu and Associates were appointed to office this year and have expressed their willingness to continue as auditors.

By order of the National Executive Council Members



.....  
The Secretary General

Nairobi, Kenya

.....  
14/10/24 .....2024

KENYA MEDICAL PRACTITIONERS, PHARMACISTS AND DENTISTS' UNION  
STATEMENT OF NATIONAL EXECUTIVE COUNCIL MEMBERS' RESPONSIBILITY  
FOR THE YEAR ENDED 31 DECEMBER 2023

The Labour Relations Act 2007 of the Laws of Kenya requires the national executive council members to prepare financial statements for each year that give a true and fair view of the of the financial position of Union as at the end of the financial year and its statement of performance for that year.

It also requires that the union's executive council members to ensure that the Union maintains proper accounting records that are sufficient to show and explain the transactions of the union and disclose with reasonable accuracy, the financial position of the Union.

The National Executive Council (NEC) Members are also responsible for safeguarding the assets of the Union and for taking reason steps for prevention and detection of fraud and other irregularities

The (NEC) Members accept responsibility for preparation and presentation of financial statements in accordance International Financial Reporting standards and in the manner required by the by the Labour Relations Act 2007.




They also accept responsibility for:

- i) Designing, implementing and maintaining such internal control as they determine necessary to enable the presentation of financial statements that are free from material misstatement, whether due to fraud or error.
- ii) Selecting suitable accounting policies and applying them consistently.
- iii) Making accounting estimates and judgments that are reasonable in the circumstances.

Having assessed the union's ability to continue as a going concern, the National Executive Council (NEC) members are not aware of any material uncertainties related to events or conditions that any cast doubt upon the Union's ability to continue as a going concern

The National Executive Council (NEC) Members acknowledge that the independent audit of the financial statements does relieve them of their responsibilities.

Approved by the National Executive Council (NEC) ..... 14/10/2024 and signed on its behalf

 .....) Chairman  
 .....) Treasurer  
 .....) Secretary

Nairobi, Kenya

#### Opinion

We have audited the accompanying financial statements of KMPDU set out on pages 6 to 17 which comprise of the statement of financial position as at 31 December 2023 and the statement of financial performance changes in accumulated funds and cash flows for the year then ended, together with the summary of significant accounting policies and other explanatory notes.

In our opinion the accompanying financial statements give a true and fair view of the financial position of the Union as at 31 December 2023 and its financial performance and cash flows for the year then ended in accordance with the International Financial Reporting Standards and Labour Relations Act 2007.

#### Basis for opinion

We conducted our audit in accordance with International Standards on Auditing (ISAs). Our responsibilities under those standards are further described in the Auditor's Responsibilities for the Audit of Financial Statements section of our report.

We designed our audit by determining materiality and assessing the risks of material misstatements in the financial statements. In particular, we looked at where the Union made subjective judgments, for example in respect of significant accounting estimates that involved making assumptions and considering future events that are inherently uncertain.

As in all our audits, we addressed the risk of management override of internal controls, including evaluating whether there was evidence of bias by the union that represented a risk of material misstatement due to fraud.

#### National Executive Council (NEC) Members responsibility for the Financial Statements

The NEC members are responsible for the preparation and fair presentation of these financial statements that give a true and fair view in accordance with International Financial Reporting Standards and the requirements of Labour Relations Act 2007.

This responsibility includes designing, implementing and maintaining internal controls relevant to the preparation and fair presentation of financial statements that are free from material misstatement, whether due to fraud or error and applying appropriate accounting policies; and making accounting estimates that are reasonable in the circumstances.

#### Independent Auditors' Responsibility

Our objectives are to obtain reasonable assurance about whether financial statements as a whole are free from material misstatement whether due to fraud or error and issue an auditor's report that includes our opinion. Reasonable assurance is a high level of assurance, but is not a guarantee that an audit conducted in accordance with ISAs will always detect a material misstatement when it exists. Misstatements can arise from fraud or error and are considered material if, individually or in aggregate, they could reasonably be expected to influence the economic decisions of users taken other basis of financial statements.

Our responsibility is to express an opinion on the financial statements based on our audit. We conducted our audit accordance with International Standards on Auditing. Those standards require that we comply with ethical requirements and plan and perform our audit to obtain a reasonable assurance as to whether the financial statements are free from material misstatement.

An audit involves performing procedures to obtain audit evidence about the amounts and disclosures in the financial statements. The procedures selected depend on our judgment and include an assessment of the risks of material misstatement of the financial statements, whether due to fraud or error.

In making these assessments, we consider internal controls relevant to the entity's preparation and fair presentation of the financial statements in order to design audit procedures that are appropriate in the circumstances, but not for the purpose of expressing an opinion on the effectiveness of the entity's internal controls.

An audit also includes evaluating the appropriateness of accounting policies used and the reasonableness of accounting estimates made by the union, as well as evaluating the overall presentation of the statements.

We believe that the audit evidence we have obtained is sufficient and appropriate to provide a basis for our opinion.

We communicate with those charged with governance regarding among other matters, planned scope and timing of the audit and significant audit findings, including any significant deficiencies in internal control that we identify during our audit.

#### Other Information

The Union is responsible for other information. Other information comprises the information included in the annual report, but does not include the financial statements and our auditor's report thereon. Our opinion on the financial statements does not cover the other information and we do not express any form assurance conclusion thereon.

In connection with our audit of financial statements, our responsibility is to read the other information and, in doing so, consider whether the other information is materially inconsistent with financial statements or our knowledge obtained in the audit or otherwise appears to be materially misstated. If based on the work we performed, we conclude that there is a material misstatement of this other information; we are required to report that fact. We have nothing to report in this regard.

#### Report on other legal requirements

As required by the Labour Relations Act 2007, we report to you based on our audit that:

- i) We have obtained most information and explanations which to the best of our knowledge and belief were necessary for the purpose of our audit.
- ii) In our opinion proper books of account have been kept by the organization so far as appears from examination of those books and
- iii) The organizations balance sheet and income and expenditure account are in agreement with books of accounts

The engagement partner responsible for the audit resulting in this independent auditor's report is Rosemary Kinanu Gituma -Practising Certificate No. 1347

Kinanu and Associates  
CERTIFIED PUBLIC ACCOUNTANTS  
Nairobi, Kenya

DATE: 14/10/2024



*Kinanu and Associates*



KENYA MEDICAL PRACTITIONERS, PHARMACISTS AND DENTISTS' UNION  
 FINANCIAL STATEMENTS  
 FOR THE YEAR ENDED 31 DECEMBER 2023  
 CONSOLIDATED STATEMENT COMPREHENSIVE OF INCOME AND EXPENDITURE

Page 6

		2023 Kshs	2022 Kshs
Income	Note		
Members contributions	2	205,043,384	153,779,010
Branch Expenses	7	(46,376,806)	(43,335,253)
National Office Remuneration	6	(34,100,000)	(33,900,000)
		<u>124,566,577</u>	<u>76,543,757</u>
Other income			
Grants and Sponsorships	5	27,287,416	36,732,498
Grants expenses		(20,804,922)	(22,115,640)
Kitui Drs Contribution		-	4,629,451
		<u>6,482,494</u>	<u>19,246,309</u>
Operating Expenses	8		
Employment expenses	Appendix I (1)	(18,328,105)	(16,360,895)
Administrative expenses	Appendix I (2)	(32,367,799)	(20,515,656)
Union operations expenses	Appendix I (3)	(61,434,708)	(39,142,673)
Kitui Drs Expenses		-	(4,486,938)
		<u>(112,130,612)</u>	<u>(80,506,161)</u>
Surplus/(Deficit) for the year		<u>18,918,460</u>	<u>15,283,904</u>

The significant accounting policies on pages 10 to 12 and notes on pages 12 to 17 form an integral part of these financial statements.

KENYA MEDICAL PRACTITIONERS, PHARMACISTS AND DENTISTS' UNION  
 FINANCIAL STATEMENTS  
 CONSOLIDATED STATEMENT OF FINANCIAL POSITION  
 AS AT 31 DECEMBER 2023

Assets	Note	2023 Kshs	2022 Kshs
<b>Non-current assets</b>			
Property, plant and equipment	9	<u>6,306,637</u>	<u>7,638,960</u>
		<u>6,306,637</u>	<u>7,638,960</u>
<b>Current assets</b>			
Trade receivables and prepayments	10	107,436,759	99,512,537
Cash and bank balances	11	<u>28,785,388</u>	<u>7,143,351</u>
		<u>136,222,147</u>	<u>106,655,888</u>
<b>Total assets</b>		<u>142,528,784</u>	<u>114,294,847</u>
<b>Accumulated Fund and Liabilities</b>			
Accumulated Fund	12	<u>91,805,861</u>	<u>66,764,293</u>
		<u>91,805,861</u>	<u>66,764,293</u>
<b>Current liabilities</b>			
Trade payables and accruals	13	<u>50,722,922</u>	<u>47,530,554</u>
		<u>50,722,922</u>	<u>47,530,554</u>
<b>Total Accumulated Fund and Liabilities</b>		<u>142,528,784</u>	<u>114,294,847</u>

The financial statements on pages 6 to 15 were approved for issue by the board of trustees on 14/10/24 2024 and were signed on their behalf by:

Chairman

Date 14/10/24

Treasurer

Date 14/10/24

Secretary General

Date 14/10/24

The significant accounting policies on page 10 to 12 and notes on pages 12 to 17 form an integral part of these financial statements.

KENYA MEDICAL PRACTITIONERS, PHARMACISTS AND DENTISTS' UNION  
 FINANCIAL STATEMENTS  
 FOR THE YEAR 31 DECEMBER 2023  
 STATEMENT OF ACCUMULATED FUND

Page 8

Year ended 31 December 2023

	<u>Kshs</u>	<u>Kshs</u>
As at 1 January	66,764,293	66,764,293
Surplus for the year	18,918,460	18,918,460
Reserves	3,941,469	3,941,469
Prior year adjustment	<u>2,181,640</u>	<u>2,181,640</u>
As at 31 December	<u><u>91,805,862</u></u>	<u><u>91,805,862</u></u>

Year ended 31 December 2022

	<u>Kshs</u>	<u>Kshs</u>
As at 1 January	49,600,027	49,600,027
Surplus for the year	15,283,904	15,283,904
Prior year adjustment	<u>1,880,363</u>	<u>1,880,362.50</u>
As at 31 December	<u><u>66,764,293</u></u>	<u><u>66,764,293</u></u>

KENYA MEDICAL PRACTITIONERS, PHARMACISTS AND DENTISTS' UNION  
 FINANCIAL STATEMENTS  
 FOR THE YEAR 31 DECEMBER 2023  
 STATEMENT OF CASH FLOWS

Page 9

	Note	2023 Kshs	2022 Kshs
<b>Cash flows from operating activities</b>			
Surplus/(Deficit) year		18,918,460	15,283,904
Adjustment for:			
Depreciation of PPE	9	1,544,323	535,824
<b>Changes in working capital</b>			
Trade and other receivables	10	(7,924,222)	(16,640,461)
Trade and other payables	13	3,192,368	7,349,626
		<u>15,730,929</u>	<u>6,528,893</u>
<b>Cash flows from investing activities</b>			
Purchases of equipment	9	(212,000)	(7,415,906)
Net cash (used in) investing activities		<u>(212,000)</u>	<u>(7,415,906)</u>
Increase in cash and cash equivalents		<u>15,518,929</u>	<u>(887,013)</u>
Cash and cash equivalents at start of year		7,143,349	6,150,000
Reserves		3,941,469	-
Prior year adjustments		<u>2,181,640</u>	<u>1,880,363</u>
Cash and cash equivalents at end of year		<u>28,785,387</u>	<u>7,143,349</u>

The significant accounting policies on pages 10 to 12 and notes on pages 12 to 17 form an integral part of these financial statements.

1 General Information

Kenya Medical Practitioners Pharmacists and Dentists Union is incorporated under the Labour Relations Act 2007. The main activities of the union is to unite doctors for socio economic empowerment, professional advancement and quality healthcare in Kenya

2 Basis of preparation and summary of significant accounting policies

The financial statements have been prepared on a going concern basis and in compliance with the International Financial Reporting Standards (IFRS) by International Accounting Standards Board. They are presented in Kenya Shillings (Kshs), rounded to the nearest thousand. The measurement basic used is historical cost basis except where otherwise stated in the accounting policies below.

a) Revenue recognition

Revenue from members contribution, sponsorship and donations are recognised on accrual basis. Revenue is measured at fair value of the consideration received or receivable net of discounts and sales related taxes collected on behalf of the Government of Kenya. Interest income is accounted net of bank charges

b) Income tax

Income tax expense represents the sum of tax currently payable and deferred tax.

The tax currently payable is based on taxable profit for the year, determined in accordance with the Income Tax Act (Cap 470).

Deferred income tax is recognised on differences between the carrying amounts of assets and liabilities in the financial statements and their corresponding tax bases (known as temporary differences). Deferred tax liabilities are recognised for all temporary differences that are expected to increase taxable profits in the future.

Deferred tax assets are recognised for all temporary differences that are expected to reduce taxable profit in the future and any used tax losses or used tax credits. Deferred tax assets are measured at the highest amount that, on the basis of current or estimated future taxable profit is more likely than not to be recovered.

The net carrying amount of deferred tax assets is reviewed at each reporting date and is adjusted to reflect the current assessment of future taxable profits. Any adjustments are recognised in profit or loss.

Deferred tax is calculated at the tax rates that are expected to apply to the taxable profit (tax loss) of the periods in which it expects the deferred tax asset to be realised or the deferred tax liability to be settled, on the basis of tax rates that have been enacted or substantively enacted by the end of the reporting period.

c) Translation of foreign currencies

All transactions in foreign currencies are initially recorded in Kenya Shillings using the spot rate at the date of the transaction. Foreign currency monetary items at the statement of the financial position date is translated using the closing rate. All exchange differences arising on settlement or translation are recognised in profit or loss.

d) Financial assets

Trade and other receivables are initially recognised at the transaction price. Most sales are made on the basis of normal credit terms, and the receivables do not bear interest. Where credit is extended beyond normal credit terms, receivables are measured at amortised cost using the effective interest method. At the end of each reporting period, the carrying amount of and other receivables are reviewed to determine whether there is any objective evidence that amounts are recoverable. If so, an impairment loss is recognised immediately in profit or loss.

2 Basis of preparation and summary of significant accounting policies continued...

e) Property, plant and equipment

Items of property, plant and equipment, including investment property, are measured at cost less Depreciation is charged so as to allocate the cost of assets less their residual values over their estimated useful lives, using the reducing balance method. The following annual rates are used

Buildings	-
Motor vehicles	20%
Computers	25%
Furniture and Fittings	10%

If there is an indication that there has been a significant change in depreciation rate, useful life or residual value of an asset, the depreciation of that asset is revised prospectively to reflect the new expectations. On disposal, the difference between the net disposal proceeds and carrying amount of the item sold is recognised in profit or loss.

f) Intangible assets

Intangible assets that are purchased like computer software that is stated at cost less accumulated depreciation and any accumulated impairment losses. It is amortised over its estimated life of the face value over the years using the reducing balance method. If there is an indication that there has been a significant change in amortization rate, useful life or residual value of an intangible asset, the amortisation is revised prospectively to reflect the new expectations.

g) Financial liabilities

Financial liabilities are initially recognised at transaction price (including transaction costs). Trade payables are obligations on the payables of normal credit terms and do not bear interest. Interest bearing liabilities are subsequently measured at amortised cost using the effective interest method.

h) Employee benefits-post-employment benefits

The liability for post-employment benefit obligations relates to terminal gratuities. All full-time staff, excluding Trustees, are covered by the programme. Employees who resign or retire after completing at least five years of service are entitled to fifteen days pay for each completed year of service. The union does not fund this obligation in advance.

The organisation's obligations, both vested and unvested, to pay terminal gratuities to employees are recognised based on employees' service up to the statement of financial position date and their salaries at that date.

The Union and its employees also contribute to the National Social Security Fund (NSSF) a national defined contribution scheme. Contributions are determined by local statute and the union's contributions are charged to profit or loss in the year to which they relate.

3 Key sources of estimation uncertainty

The following are key assumptions concerning the future and other key sources of estimation uncertainty at the statement of financial position date, they have significant risk of causing material adjustment to the carrying amounts of assets and liabilities within the next financial year.

3 a) Equipment

Critical estimates are made by Trustees in determining the useful lives and residual values to equipment based on the intended use of the assets and economic lives of the assets. Subsequent changes in circumstances such technological advances or prospective utilization of assets concerned could result in the actual useful lives or residual values differing from initial estimates.

4 Members Contributions

	2023 Kshs	2022 Kshs
Remittances paid up	197,174,605	146,110,412
Remittances unpaid up	7,868,779	7,668,598
	<u>205,043,384</u>	<u>153,779,010</u>

5 Other Income

Sponsorships	1,499,940	2,580,000
Sponsorships-Branches	1,833,350	2,538,800
Grants-OSIEA (2022)	22,450,000	28,985,000
Fixed deposit income (net of WHT)	548,126	-
Public Service International	956,000	-
Grants-Solidarity (2022)	-	2,628,698
	<u>27,287,416</u>	<u>36,732,498</u>

6

National Office Remuneration	<u>34,100,000</u>	<u>33,900,000</u>
	<u>34,100,000</u>	<u>33,900,000</u>

(b) Grants Expenses

Grants Expenses	<u>20,804,922</u>	<u>22,115,640</u>
	<u>20,804,922</u>	<u>22,115,640</u>

7 Branch Expenses Allocation

Branch Cash Allocation Expenses	4,214,396	-
Branch Expenses paid directly by head office	<u>42,162,410</u>	<u>43,335,253</u>
	<u>46,376,806</u>	<u>43,335,253</u>

8 Surplus/(Deficit) for the year

The following items have been recognised as expenses (income) in determining surplus (deficit) for the year.

Depreciation of property, plant and equipment	1,544,323	535,824
Auditor's remuneration for National office and Branches	659,840	346,320
Staff costs (Appendix I ...1)	<u>18,328,105</u>	<u>16,360,895</u>
	<u>20,532,268</u>	<u>17,243,039</u>

9 Property plant and equipment

Year ended 31 December 2023 Cost (Kshs)	Motor vehicle	Computers & printers	Furniture & Fittings	Total
As at 1 January 2023	6,400,000	1,582,820	1,089,546	9,072,366
Additions	-	212,000	-	212,000
As at 31 December 2023	6,400,000	1,794,820	1,089,546	9,284,366
Depreciation				
As at 1 January 2023	213,333	857,751	362,322	1,433,406
Charge for the year	1,237,333	234,268	72,722	1,544,323
As at 31 December 2023	1,450,666	1,092,019	435,044	2,977,729
Net Book value				
As at 31 December 2023	4,949,334	702,801	654,502	6,306,637
Cost				
As at 1 January 2022	-	1,239,250	417,210	1,656,460
Additions	6,400,000	343,570	672,336	7,415,906
As at 31 December 2022	6,400,000	1,582,820	1,089,546	9,072,366
Depreciation				
As at 1 January 2022	-	616,063	281,519	897,582
Charge for the year	213,333	241,688	80,803	535,824
As at 31 December 2022	213,333	857,751	362,322	1,433,406
Net Book value				
As at 31 December 2022	6,186,667	725,069	727,224	7,638,960

KENYA MEDICAL PRACTITIONERS, PHARMACISTS AND DENTISTS' UNION  
 FINANCIAL STATEMENTS  
 FOR THE YEAR 31 DECEMBER 2023  
 NOTES CONTINUED...

Page 14

		2,023	2022
		Kshs	Kshs
10 Trade receivables and prepayments			
Remittance/Members receivables		105,061,817	96,777,596
Deposits		664,941	664,941
Staff receivables		-	-
Doctors welfare		1,710,000	1,710,000
Prepaid expenses		-	360,000
		<u>107,436,758</u>	<u>99,512,537</u>
11 Cash and bank balances			
Standard Chartered bank	4,037,098	-	(6,292,322)
NCBA Bank Kenya PLC	3,785,384	-	11,025,019
Standard Chartered -Operational	6,880	-	-
NCBA Fixed Income Fund	18,048,126	-	-
NCBA Dollar Bank	884,730	-	-
Imprest Allocation	1,486	-	125,145
Restricted Funds	299,473	-	344,272
Balances at Branches	-	-	-
: Central Branch	152,467	-	227,994
: Coast Branch	42,034	-	-
: Lower Eastern Branch	8,843	-	3,077
: Nairobi Branch	137,733	-	1,724
: North Eastern Branch	737,189	-	737,189
: North Rift Branch	6,638	-	149
: Nyanza Branch	105,009	-	802,572
: South Rift Branch	260,273	-	-
: Upper Eastern Branch	271,615	-	168,332
: Western Branch	411	1,722,212	497
	<u>28,785,388</u>	<u>497</u>	<u>1,941,237</u>
12 Accumulated Fund		2023	2022
As at 1 January		66,764,293	49,600,027
Net(Deficit)/Surplus for the year		18,918,460	15,283,904
Reserves		3,941,469	-
Prior year adjustment		2,181,640	1,880,363
As at 31 December		<u>91,805,862</u>	<u>66,764,293</u>

KENYA MEDICAL PRACTITIONERS, PHARMACISTS AND DENTISTS' UNION  
 FINANCIAL STATEMENTS  
 FOR THE YEAR 31 DECEMBER 2023  
 NOTES CONTINUED...

	2023	2022
	Kshs	Kshs
13 Trade and other payables		
Accounts payable	-	326,491
National office operations-2014	1,350,000	1,350,000
Other payables	-	-
Accrued expenses	2,817,450	1,338,093.00
Payable to branches	4,159,763	4,224,638.09
Audit fee Payable	836,673	724,580
Accrued Leave and Payroll: NEC Annual Leave Allowances	11,760,000	11,760,000
Annual Gratuity: NEC Annual Gratuity	23,520,000	23,520,000
Annual Gratuity: Secretariat Annual Gratuity	5,495,536	3,503,252
MTRH CBA negotiations	331,000	331,000
National CBA negotiation	452,500	452,500
	<u>50,722,922</u>	<u>47,530,554</u>

14 Contingent liabilities

There were no contingent liabilities as at 31 December 2023

15 Currency

The accounts are presented in Kenya Shillings (Kshs).

---000---

KENYA MEDICAL PRACTITIONERS, PHARMACISTS AND DENTISTS' UNION  
 SUPPLEMENTARY INFORMATION  
 FOR THE YEAR 31 DECEMBER 2023  
 SCHEDULE OF OPERATING EXPENDITURE

Page 16

Appendix I	2023 Kshs	2022 Kshs
<b>1 Employment expenses</b>		
Salaries and wages	16,300,821	14,476,741
Staff Gratuity	1,992,284	1,884,154
Staff Welfare	35,000	-
	<u>18,328,105</u>	<u>16,360,895</u>
<b>2 Administration expenses</b>		
Audit fee Payable	659,840	346,320
Consultancy	1,544,000	823,312
Bank and Mpesa charges	204,070	149,481
Advertising and marketing	84,000	174,000
Sponsorship	582,900	180,000
Legal fees	13,570,186	9,203,950
Printing and stationery	1,168,809	1,040,674
Telephone and postage	965,920	628,121
Computer expenses	97,199	112,431
Benevolences expenses	4,660,000	4,225,000
Depreciation	1,544,323	535,825
Office rent and parking	1,623,789	1,496,501
Medical expenses	-	167,804
Repairs and maintenance	220,340	228,350
Motor vehicle expenses	2,422,107	-
Software expenses	1,030,558	-
General office expenses	1,989,759	1,203,886
	<u>32,367,799</u>	<u>20,515,655</u>
<b>3 Union Operation (Meetings, Conferences, Travel and Related expenses)</b>		
Elections expenses	-	-
Medical camps	-	-
Meetings and conferences		
ADC	1,893,210	10,309,175
NAC	3,207,450	1,032,775
NEC	1,927,000	1,759,600
Legal affairs	944,600	423,000
Communication	-	152,800
ADHOC	368,000	250,000
FAC	550,540	644,200
CBA	4,838,890	60,000
IEC Elections	-	8,527
Operations Kitty Activities	4,120,000	3,070,000
Local & Foreign conferences	5,145,109	4,215,889
Air transport	11,044,488	4,897,689
Road transport	952,700	581,920
Other meetings	10,257,370	5,889,886
	<u>45,249,357</u>	<u>33,295,461</u>
Advocacy and awareness	16,185,351	5,847,212
	<u>61,434,708</u>	<u>39,142,673</u>

KENYA MEDICAL PRACTITIONERS, PHARMACISTS AND DENTISTS' UNION  
 SUPPLEMENTARY INFORMATION APPENDIX II  
 FOR THE YEAR 31 DECEMBER 2023  
 SCHEDULE OF INCOME AND EXPENDITURE BRANCH OFFICES

No	Central	Coast	Lower Eastern	Nairobi	North Eastern	North Rift	Nwanza	South Rift	Upper Eastern	Western	Total
<b>1 Operating Cash</b>		Kshs	Kshs	Kshs	Kshs	Kshs	Kshs	Kshs	Kshs	Kshs	Kshs
Balance Brought forward	227,993	-	3,077	1,724	737,189	(149)	802,572	-	168,333	497	1,941,236
Branch Allocations	6,503,822	5,362,209	3,145,421	6,985,406	316,335	4,786,721	5,485,270	6,417,910	3,402,927	2,800,192	45,206,213
Other Deposits	325,000	300,000	50,000	-	-	100,000	685,000	373,350	-	-	1,833,350
<b>Total Operating Cash</b>	<b>7,056,815</b>	<b>5,662,209</b>	<b>3,198,498</b>	<b>6,987,130</b>	<b>1,053,524</b>	<b>4,886,572</b>	<b>6,972,842</b>	<b>6,791,260</b>	<b>3,571,260</b>	<b>2,800,689</b>	<b>48,980,799</b>
<b>2 Expenditure</b>											
Meeting and Conferences	638,509	1,848,423	1,786,250	2,450,168	200,000	1,580,670	2,049,780	3,531,120	755,000	520,000	15,359,920
Branch Executive Committee	4,809,000	1,590,000	-	3,231,000	-	2,700,600	2,060,000	1,295,000	1,325,000	2,280,000	19,290,600
AGM expenses	365,000	325,000	-	0	-	-	792,370	-	-	184,000	1,666,370
Administrative Expenses	509,283	712,942	1,399,126	651,027	37,826	553,991	628,247	448,197	262,300	217,826	5,420,765
Personnel Expenses	546,000	850,964	-	330,392	-	-	773,600	1,040,040	640,860	456,000	4,637,856
Advocacy and sponsorships/leg	-	-	-	-	-	-	654,000	194,004	-	-	848,004
Trainings	-	-	-	-	-	-	-	-	-	-	-
Bank charges	10,837	16,375	4,279	25,297	-	3,701	3,989	12,692	6,484	6,320	89,984
Provision for allocation	-	-	-	-	-	-	-	-	-	-	-
<b>Total Expenditure</b>	<b>6,878,629</b>	<b>5,343,704</b>	<b>3,189,655</b>	<b>6,687,884</b>	<b>237,826</b>	<b>4,838,962</b>	<b>6,961,996</b>	<b>6,521,053</b>	<b>2,989,644</b>	<b>3,664,146</b>	<b>47,313,499</b>
<b>3 Surplus/(Deficit) Cash balance</b>	<b>178,186</b>	<b>318,505</b>	<b>8,843</b>	<b>299,246</b>	<b>815,698</b>	<b>47,610</b>	<b>10,846</b>	<b>270,207</b>	<b>581,616</b>	<b>(863,457)</b>	<b>1,667,300</b>
Represented by:											
Other assets	460,666	335,620	-	24,485	148,507	115,562	214,983	138,000	-	-	1,437,823
Bank	152,467	42,034	8,843	137,733	737,189	6,638	105,009	260,273	271,615	411	1,722,212
Non cash expenses/adjustment	277,491	-	-	(11,255)	-	19,785	(220,017)	(118,132)	-	(863,868)	(915,996)
Capital expenses	34,500	-	-	-	-	-	-	-	-	-	34,500
Retained funds	(704,939)	(59,149)	-	8,729	(69,998)	(94,375)	(89,129)	(9,934)	-	-	(1,018,795)
Unexplained financing	(41,999)	-	-	139,554	-	-	-	-	-	-	97,555
Accrued expenses	-	-	-	-	-	-	-	-	-	-	-
<b>Subtotal</b>	<b>178,186</b>	<b>318,505</b>	<b>8,843</b>	<b>299,246</b>	<b>815,698</b>	<b>47,610</b>	<b>10,846</b>	<b>270,207</b>	<b>271,615</b>	<b>(863,457)</b>	<b>1,357,299</b>
<b>4 Unexplained Difference</b>									<b>310,001</b>		<b>310,001</b>
<b>5 Reconciliation</b>											
Other	-	-	-	-	148,507	-	-	-	-	-	148,507
Pending cash disbursement (net)	860,593	335,054	609,363	879,487	-	336,783	454,033	298,753	100,677	191,126	4,065,689
(December 2023)	152,467	42,034	8,843	137,733	737,189	6,638	105,009	260,273	271,615	411	1,722,212
Bank balance	1,013,060	377,088	618,206	1,017,220	885,696	343,421	559,062	559,026	372,292	191,537	5,936,608
<b>Total</b>	<b>1,013,060</b>	<b>377,088</b>	<b>618,206</b>	<b>1,017,220</b>	<b>885,696</b>	<b>343,421</b>	<b>559,062</b>	<b>559,026</b>	<b>372,292</b>	<b>191,537</b>	<b>5,936,608</b>
<b>Balance</b>	<b>1,013,060</b>	<b>377,088</b>	<b>618,206</b>	<b>1,017,220</b>	<b>885,696</b>	<b>343,421</b>	<b>559,062</b>	<b>559,026</b>	<b>372,292</b>	<b>191,537</b>	<b>5,936,608</b>