

**KENYA MEDICAL PRACTITIONERS, PHARMACISTS AND DENTISTS' UNION**  
**ANNUAL REPORT AND FINANCIAL STATEMENTS**  
**FOR THE YEAR ENDED 31 DECEMBER 2024**

**KENYA MEDICAL PRACTITIONERS, PHARMACISTS & DENTISTIS UNION  
ANNUAL REPORT AND FINANCIAL STATEMENTS  
FOR THE YEAR ENDED 31 DECEMBER 2024**

**Contents**

|  |              |
|--|--------------|
| <b>Union Information</b>                                 | <b>1</b>     |
| <b>Report of the National Executive Committee (NEC)</b>  | <b>2</b>     |
| <b>Statement of National Executive Committee (NEC)</b>   | <b>3</b>     |
| <b>Report of Independent auditors</b>                    | <b>4-7</b>   |
| <br>   |              |
| <b>Financial Statements:</b>                             |              |
| <b>Statement of Comprehensive Income and Expenditure</b> | <b>8</b>     |
| <b>Statement of Financial Position</b>                   | <b>9</b>     |
| <b>Statement of changes in equity</b>                    | <b>10</b>    |
| <b>Statement of cash flows</b>                           | <b>11</b>    |
| <b>Notes to the Accounts</b>                             | <b>12-21</b> |
| <br>   |              |
| <b>Supplementary information</b>                         |              |
| <b>Schedule of operating expenditure</b>                 |              |
| <b>Appendix 1</b>  | <b>22-24</b> |
| <b>Appendix 2</b>  | <b>25</b>    |

**KENYA MEDICAL PRACTITIONERS, PHARMACISTS AND DENTISTS' UNION  
UNION INFORMATION**

**NATIONAL EXECUTIVE COUNCIL (NEC) MEMBERS**

|                             |                          |
|-----------------------------|--------------------------|
| Dr. Abidan Mwachi Muchuma   | National Chairman        |
| Dr. David Kahura Mundia     | Deputy National chairman |
| Dr. Davji Bhimji Atellah    | Secretary General        |
| Dr. Dennis Miskellah        | Deputy Secretary General |
| Dr. Mercy Nabwire           | National Treasurer       |
| Dr. Deogracious Moses Maero | Member                   |
| Dr. Joseph Lubale Makomera  | Member                   |
| Dr. James Maina Githinji    | Member                   |
| Dr. Charles Omondi Okumu    | Member                   |
| Dr. Denis Muriungi Mugambi  | Member                   |
| Dr. Niko Gichana            | Member                   |
| Dr. Kelvin Cheruiyot Rotich | Member                   |
| Dr. Steve Ochieng Onyango   | Member                   |
| Dr. Ismael Kipruto Aiyabei  | Member                   |
| Dr. Aweis Abdi              | Member                   |

**Registered office**

Kenya Medical Practitioners, Pharmacists and Dentists Union  
Kindaruma Lane  
Blue Violets Plaza  
P.O BOX 157-00202 KNH  
Nairobi  
Email: [nec@kmpdu.org](mailto:nec@kmpdu.org)  
Website: [www.kmpdu.org](http://www.kmpdu.org)

**Independent auditor**

Aura & co.  
Haven court Westlands,  
P.O. Box 104154-00100  
Nairobi, Kenya

**BANKERS**

Standard Chartered bank  
P O Box 25107-00200  
Harambee Avenue  
Nairobi, Kenya  
NCBA Bank Kenya PLC  
Mara and Ragati Road ,Upper hill  
P.O. Box 44599-00100  
Nairobi, Kenya

**KENYA MEDICAL PRACTITIONERS, PHARMACISTS AND DENTISTS UNION**  
**REPORT OF THE NATIONAL EXECUTIVE COUNCIL MEMBERS**  
**FOR THE YEAR ENDED 31 DECEMBER 2024**

The National Executive Committee (NEC) Members submit their report together with the audited financial statements for the year ended 31 December 2024.

**Incorporation**

The Union is registered under the Labour Relations Act 2007 of the Laws of Kenya. The address of the registered office is set out on page 1.

**Principal activities**

The activities of the union are to unite medical practitioners, pharmacists and dentist for socio economic empowerment, professional advancement and provision of quality healthcare in Kenya.

**Results**

The Surplus for the year

| 2024       | 2023      |
|------------|-----------|
| Kshs       | Kshs      |
| 14,407,017 | 18,918,46 |


**Council Members**

The National Executive Council Members who held office during the year and to the date of this report is set out on page 1.

**Auditor**

The Auditors, Aura & Co certified public accountants were appointed to office this year and have expressed their willingness to continue as auditors.

By order of the National Executive Council Members



.....  
The secretary General  
Nairobi, Kenya

28/11.....2025

KENYA MEDICAL PRACTITIONERS, PHARMACISTS AND DENTISTS' UNION  
STATEMENT OF NATIONAL EXECUTIVE COUNCIL MEMBERS' RESPONSIBILITY  
FOR THE YEAR ENDED 31 DECEMBER 2024

The Labour Relations Act 2007 of the Laws of Kenya requires the national executive council members to prepare financial statements for each year that give a true and fair view of the financial position of Union as at the end of the financial year and its statement of performance for that year.

It also requires that the union's executive council members to ensure that the Union maintains proper accounting records that are sufficient to show and explain the transactions of the union and disclose with reasonable accuracy, the financial position of the Union.

The National Executive Council (NEC) Members are also responsible for safeguarding the assets of the Union and for taking reasonable steps for prevention and detection of fraud and other irregularities

The (NEC) Members accept responsibility for preparation and presentation of financial statements in accordance with International Financial Reporting standards and in the manner required by the Labour Relations Act 2007. They also accept responsibility for:

i) Designing, implementing and maintaining such internal control as they determine necessary to enable the presentation of financial statements that are free from material misstatement, whether due to fraud or error.

ii) Selecting suitable accounting policies and applying them consistently.

Making accounting estimates and judgments that are reasonable in the circumstances.


iii) Having assessed the union's ability to continue as a going concern, the National Executive Council

(NEC) members are not aware of any material uncertainties related to events or conditions that any cast doubt upon the Union's ability to continue as a going concern. The National Executive Council (NEC) Members acknowledge that the independent audit of the financial statements does not relieve them of their responsibilities.

Approved by the National Executive Council (NEC) .....2025 and signed on its behalf

.....Chairman

.....Treasurer

.....Secretary

## REPORT TO THE MEMBERS OF THE UNION

KENYA MEDICAL PRACTITIONER'S, PHARMACISTS & DENTISTS UNION

FOR YEAR ENDED DECEMBER 2024

### **Opinion**

We have audited the accompanying financial statements of KMPDU set out on pages 8 to 24 which comprise of the statement of financial position as at 31 December 2024 and the statement of financial performance changes in accumulated funds and cash flows for the year then ended, together with the summary of significant accounting policies and other explanatory notes.

In our opinion the accompanying financial statements give a true and fair view of the financial position of the Union as at 31 December 2024 and its financial performance and cash flows for the year then ended in accordance with the International Financial Reporting Standards and Labour Relations Act 2007.

### **Basis for opinion**

We conducted our audit in accordance with International Standards on Auditing (ISAs). Our responsibilities under those standards are further described in the Auditor's Responsibilities for the Audit of Financial Statements section of our report.

We designed our audit by determining materiality and assessing the risks of material misstatements in the financial statements. In particular, we looked at where the Union made subjective judgments, for example in respect of significant accounting estimates that involved making assumptions and considering future events that are inherently uncertain.

As in all our audits, we addressed the risk of management override of internal controls, including evaluating whether there was evidence of bias by the union that represented a risk. Of material misstatement due to fraud.

### **National Executive Council (NEC) Members responsibility for the Financial Statements**

The NEC members are responsible for the preparation and fair presentation of these financial statements that give a true and fair view in accordance with International Financial Reporting Standards and the requirements of Labour Relations Act 2007.

This responsibility includes designing, implementing and maintaining internal controls relevant to the preparation and fair presentation of financial statements that are free from material misstatement, whether due to fraud or error and applying appropriate accounting policies; and making accounting estimates that are reasonable in the circumstances.

REPORT TO THE MEMBERS OF THE UNION  
KENYA MEDICAL PRACTITIONER'S, PHARMACISTS & DENTISTS UNION  
FOR YEAR ENDED DECEMBER 2024

**Independent Auditors' Responsibility**

Our objectives are to obtain reasonable assurance about whether financial statements as a whole are free from material misstatement whether due to fraud or error and issue an auditor's report that includes

**Our opinion**

Reasonable assurance is a high level of assurance, but is not a guarantee that an audit conducted in accordance with ISAs will always detect a material misstatement when it exists. Misstatements can arise from fraud or error and are considered material if, individually or in aggregate, they could reasonably be expected to influence the economic decisions of users taken on the basis of financial statements.

Our responsibility is to express an opinion on the financial statements based on our audit. We conducted our audit in accordance with International Standards on Auditing. Those standards require that we comply with ethical requirements and plan and perform our audit to obtain a reasonable assurance as to whether the financial statements are free from material misstatement.

An audit involves performing procedures to obtain audit evidence about the amounts and disclosures in the financial statements. The procedures selected depend on our judgment and include an assessment of the risks of material misstatement of the financial statements, whether due to fraud or error.

REPORT OF INDEPENDENT AUDITORS

TO THE MEMBERS OF THE UNION

KENYA MEDICAL PRACTITIONER'S, PHARMACISTS AND DENTISTS' UNION

FOR THE YEAR ENDED 31 DECEMBER 2024

In making these assessments, we consider internal controls relevant to the entity's preparation and fair presentation of the financial statements in order to design audit procedures that are appropriate in the circumstances, but not for the purpose of expressing an opinion on the effectiveness of the entity's internal controls.

An audit also includes evaluating the appropriateness of accounting policies used and the reasonableness of accounting estimates made by the union, as well as evaluating the overall presentation of the statements.

We believe that the audit evidence we have obtained is sufficient and appropriate to provide a basis for our opinion.

We communicate with those charged with governance regarding among other matters, planned scope and timing of the audit and significant audit findings, including any significant deficiencies in internal control that we identify during our audit.

**Other Information**

The Union is responsible for other information. Other information comprises the information included in the annual report, but does not include the financial statements and our auditor's report thereon. Our opinion on the financial statements does not cover the other information and we do not express any form assurance conclusion thereon.

In connection with our audit of financial statements, our responsibility is to read the other information and, in doing so, consider whether the other information is materially inconsistent with financial statements or our knowledge obtained in the audit or otherwise appears to be materially misstated. If based on the work we performed, we conclude that there is a material misstatement of this other information; we are required to report that fact. We have nothing to report in this regard.

REPORT OF INDEPENDENT AUDITORS

TO THE MEMBERS OF THE UNION

KENYA MEDICAL PRACTITIONER'S, PHARMACISTS AND DENTISTS' UNION

FOR THE YEAR ENDED 31 DECEMBER 2024

Report on other legal requirements

As required by the Labour Relations Act 2007, we report to you based on our audit that:

- i) We have obtained most information and explanations which to the best of our knowledge and belief were necessary for the purpose of our audit.
- ii) In our opinion proper books of account have been kept by the organization so far as appears from examination of those books and
- iii) The organizations balance sheet and income and expenditure account are in agreement with books of accounts. The engagement partner responsible for the audit resulting in this independent auditor's report is CPA Joshua Aura - Practising Certificate No. 2858.

*Joshua Aura & Co*

Aura & Co

Certified Public Accountants

Nairobi, Kenya

Date. *09/12/2025*



KENYA MEDICAL PRACTITIONERS, PHARMACISTS AND DENTISTS' UNION  
 STATEMENT OF COMPREHENSIVE INCOME AND EXPENDITURE  
 FOR THE YEAR ENDED 31 DECEMBER 2024


|   |                | <b>2024</b>         | <b>2023</b>          |
|---|----------------|---------------------|----------------------|
|   | <b>Note</b>    | <b>Kshs</b>         | <b>Kshs</b>          |
| Members Contribution                        | 6              | 174,341,157         | 205,043,384          |
| Branch Operations/ Disbursements            | 9              | (30,338,062)        | (46,376,806)         |
| National Office Operations                  | 8              | (35,570,000)        | (34,100,000)         |
|   |                | <b>108,433,095</b>  | <b>124,566,578</b>   |
| <b>Other income</b>                         |                |                     |                      |
| Grants, Donations, Sponsorships & Interests | 7              | 4,673,319           | 27,287,416           |
| Grants expenses                             |                | -                   | (20,804,922)         |
|   |                | <b>4,673,319</b>    | <b>6,482,494</b>     |
| <b>Operating Expenses;</b>                  |                |                     |                      |
| Employment expenses                         | Appendix I (1) | (13,547,089)        | (18,328,105)         |
| Administrative expenses                     | Appendix I (2) | (24,566,327)        | (32,163,729)         |
| Establishment expenses                      | Appendix I (3) | (60,165,441)        | (61,434,708)         |
| Finance Costs                               | Appendix 1(4)  | (420,539)           | (204,070)            |
|   |                | <b>(98,699,397)</b> | <b>(112,130,612)</b> |
| <b>Surplus for the year</b>                 | <b>10</b>      | <b>14,407,017</b>   | <b>18,918,460</b>    |


KENYA MEDICAL PRACTITIONERS, PHARMACISTS AND DENTISTS UNION  
 STATEMENT OF FINANCIAL POSITION  
 AS AT 31 DECEMBER 2024


| <b>Assets</b>                                    |       | <b>2024</b>        | <b>2023</b>        |
|--|-------|--------------------|--------------------|
| <b>Non-current assets</b>                        | Notes | <b>Kshs</b>        | <b>Kshs</b>        |
| Property, plant and equipment                    | 15    | 5,307,821          | 6,306,637          |
| Intangible Assets                                |       | 1,200,000          | -                  |
|  |       | <b>6,507,821</b>   | <b>6,306,637</b>   |
| <b>Current assets</b>                            |       |                    |                    |
| Trade receivables and prepayments                | 11    | 119,563,670        | 107,436,759        |
| Cash and bank balances                           | 12    | 26,630,433         | 28,785,388         |
|  |       | <b>146,194,104</b> | <b>136,222,147</b> |
| <b>Total Assets</b>                              |       | <b>152,701,924</b> | <b>142,528,784</b> |
| <b>Accumulated funds &amp; liabilities</b>       |       |                    |                    |
| Accumulated fund                                 | 13    | 107,366,144        | 91,805,861         |
|  |       | <b>107,366,144</b> | <b>91,805,861</b>  |
| <b>Current liabilities</b>                       |       |                    |                    |
| Trade payables and accruals                      | 14    | 45,335,780         | 50,722,922         |
|  |       | <b>45,335,780</b>  | <b>50,722,922</b>  |
| <b>Total Accumulated funds &amp; liabilities</b> |       | <b>152,701,924</b> | <b>142,528,784</b> |

The financial statements on pages 8 to 11 were approved for issue by board of trustees on

..... 2025 and were signed on their behalf by;

Chairman  Date 28/11/2025

Treasurer  Date 28/11/2025

Secretary General  Date 28/11/2025

KENYA MEDICAL PRACTITIONER'S PHARMACISTS AND DENTISTS UNION  
 STATEMENT OF CHANGES IN EQUITY  
 AS AT 31 DECEMBER 2024

Year ended 31 December 2024

|                         | <b>ACCUMULATED FUND</b> | <b>TOTAL</b>       |
|-------------------------|-------------------------|--------------------|
|                         | <b>Kshs</b>             | <b>Kshs</b>        |
| <b>As at 01/01/2024</b> | 87,864,393              | 87,864,393         |
| Surplus for the year    | 14,407,017              | 14,407,017         |
| Reserves                | 3,941,469               | 3,941,469          |
| Prior year adjustment   | 1,153,265               | 1,153,265          |
| <b>As at 31/12/2024</b> | <b>107,366,144</b>      | <b>107,366,144</b> |

Year ended 31 December 2023

|                         | <b>ACCUMULATED FUND</b> | <b>TOTAL</b>      |
|-------------------------|-------------------------|-------------------|
|                         | <b>Kshs</b>             | <b>Kshs</b>       |
| <b>As at 01/01/2023</b> | 66,764,293              | 66,764,293        |
| Surplus for the year    | 18,918,460              | 18,918,460        |
| Reserves                | 3,941,469               | 3,941,469         |
| Prior year adjustment   | 2,181,640               | 2,181,640         |
| <b>As at 31/12/2023</b> | <b>91,805,862</b>       | <b>91,805,862</b> |

KENYA MEDICAL PRACTITIONER'S PHARMACISTS AND DENTISTS UNION  
 ANNUAL REPORT AND FINANCIAL STATEMENTS  
 FOR THE YEAR ENDED 31ST DECEMBER 2024  
 STATEMENT OF CASH FLOWS

|   | Note | 2024<br>Kshs       | 2023<br>Kshs      |
|---|------|--------------------|-------------------|
| <b>Cash flows from operating activities</b>             |      |                    |                   |
| Surplus for the year                                    |      | 14,407,017         | 18,918,460        |
| Prior year adjustment                                   |      | 353,265            | 2,181,640         |
| <b>Adjustments for:</b>                                 |      |                    |                   |
| Depreciation of property, plant and equipment           | 15   | 1,307,317          | 1,544,323         |
| Amortization  |      | 300,000            | -                 |
| Changes in working capital                              |      |                    |                   |
| Trade and other receivables                             | 11   | (12,126,912)       | (7,924,220)       |
| Trade and other payables                                | 14   | (5,387,142)        | 3,192,368         |
| <b>Cash generated from/ (used in) operations</b>        |      | <b>(1,146,455)</b> | <b>17,912,571</b> |
| <b>Cash flows from investing activities</b>             |      |                    |                   |
| Purchases of equipment                                  | 15   | (308,500)          | (212,000)         |
| Purchases of software                                   |      | (700,000)          | -                 |
| <b>Net cash (used in) investing activities</b>          |      | <b>(1,008,500)</b> | <b>(212,000)</b>  |
| <b>Increase/(Decrease) in cash and cash equivalents</b> |      | <b>(2,154,955)</b> | <b>17,700,571</b> |
| Cash and cash equivalents at start of year              | 12   | 28,785,389         | 7,143,349         |
| Reserves  |      | -                  | 3,941,469         |
| Cash and cash equivalents at end of year                | 12   | 26,630,433         | 28,785,389        |

KENYA MEDICAL PRACTITIONERS, PHARMACISTS & DENTISTS UNION  
ANNUAL REPORT AND FINANCIAL STATEMENTS  
FOR YEAR ENDED 31ST DECEMBER 2024  
NOTES TO THE FINANCIAL STATEMENTS

**1. General Information**

Kenya Medical Practitioners Pharmacists and Dentists Union is incorporated under the Labour Relations Act 2007. The main activities of the union are to unite doctors for socio economic empowerment, professional advancement and quality healthcare in Kenya

**2. Basis of preparation and summary of significant accounting policies**

The financial statements have been prepared on a going concern basis and in compliance with the International Financial Reporting Standards (IFRS) by International Accounting Standards Board. They are presented in Kenya Shillings (Kshs), rounded to the nearest thousand. The measurement basic used is historical cost basis except where otherwise stated in the accounting policies below.

**a) Revenue recognition**

Revenue from members contribution, sponsorship and donations are recognized on accrual basis. Revenue is measured at fair value of the consideration received or receivable net of discounts and sales related taxes collected on behalf of the Government of Kenya. Interest income is accounted net of bank charges

**b) Income tax**

Income tax expense represents the sum of tax currently payable and deferred tax.

The tax currently payable is based on taxable profit for the year, determined in accordance with the Income Tax Act (Cap 470).

Deferred income tax is recognized on differences between the carrying amounts of assets and liabilities in the financial statements and their corresponding tax bases (known as temporary differences). Deferred tax liabilities are recognized for all temporary differences that are expected to increase taxable profits in the future.

Deferred tax assets are recognized for all temporary differences that are expected to reduce taxable profit in the future and any used tax losses or used tax credits. Deferred tax assets are measured at the highest amount that, on the basis of current or estimated future taxable profit is more likely than not to be recovered.

**KENYA MEDICAL PRACTITIONERS, PHARMACISTS & DENTISTS UNION  
ANNUAL REPORT AND FINANCIAL STATEMENTS  
FOR YEAR ENDED 31ST DECEMBER 2024  
NOTES TO THE FINANCIAL STATEMENTS**

The net carrying amount of deferred tax assets is reviewed at each reporting date and is adjusted to reflect the current assessment of future taxable profits.

Any adjustments are recognised in profit or loss.

Deferred tax is calculated at the tax rates that are expected to apply to the taxable profit (tax loss) of the periods in which it expects the deferred tax asset to be realised or the deferred tax liability to be settled, on the basis of tax rates that have been enacted or substantively enacted by the end of the reporting period.

**b) Translation of foreign currencies**

All transactions in foreign currencies are initially recorded in Kenya Shillings using the spot rate at the date of the transaction. Foreign currency monetary items at the statement of the financial position date are translated using the closing rate. All exchange differences arising on settlement or translation are recognised in profit or loss.

**c) Financial assets**

Trade and other receivables are initially recognised at the transaction price. Most sales are made on the basis of normal credit terms, and the receivables do not bear interest. Where credit is extended beyond normal credit terms, receivables are measured at amortised cost using the effective interest method. At the end of each reporting period, the carrying amount of trade and other receivables are reviewed to determine whether there is any objective evidence that amounts are recoverable. If so, an impairment loss is recognised immediately in profit or loss.

KENYA MEDICAL PRACTITIONERS, PHARMACISTS & DENTISTIS UNION  
ANNUAL REPORT AND FINANCIAL STATEMENTS  
FOR YEAR ENDED 31ST DECEMBER 2024  
NOTES TO THE FINANCIAL STATEMENTS

3. Basis of preparation and summary of significant accounting policies continued...

**d) Property, plant and equipment**

Items of property, plant and equipment, including investment property, are measured at cost less Depreciation is charged so as to allocate the cost of assets less their residual values over their estimated useful lives, using the reducing balance method. The following annual rates are used:

|                        |     |
|------------------------|-----|
| Motor vehicles         | 20% |
| Computers              | 25% |
| Furniture and Fittings | 10% |

If there is an indication that there has been a significant change in depreciation rate, useful life or residual value of an asset, the depreciation of that asset is revised prospectively to reflect the new expectations. On disposal, the difference between the net disposal proceeds and carrying amount of the item sold is recognised in profit or loss.

**e) Intangible assets**

Intangible assets that are purchased like computer software that is stated at cost less accumulated depreciation and any accumulated impairment losses. Its is amortised over its estimated life of the face value over the years using the reducing balance method. If there is an indication that there has been a significant change in amortization rate, useful life or residual value of an intangible asset, the amortisation is revised prospectively to reflect the new expectations.

**f) financial liabilities**

Financial abilities are initially recognised at transaction price (including transaction costs). Trade payable are obligations on the payables of normal credit terms and do not bear interest. Interest Bearing liabilities are subsequently measured at amortised cost using the effective interest method.

KENYA MEDICAL PRACTITIONERS, PHARMACISTS & DENTISTS UNION  
ANNUAL REPORT AND FINANCIAL STATEMENTS  
FOR YEAR ENDED 31ST DECEMBER 2024  
NOTES TO THE FINANCIAL STATEMENTS

**g) Employee benefits-post-employment benefits**

The liability for post-employment benefit obligations relates to terminal gratuities. All full-time staff, excluding Trustees, are covered by the programme. Employees who resign or retire after completing at least five years of service are entitled to fifteen days' pay for each completed year of service. The union do not fund this obligation in advance.

The organisation's obligations, both vested and unvested, to pay terminal gratuities to employees are recognised based on employees' service up to the statement of financial position date and their salaries at that date.

The Union and its employees also contribute to the National Social Security Fund (NSSF) a national defined contribution scheme. Contributions are determined by local statute and the union's contributions are charged to profit or loss in the year to which they relate.

**4. Key sources of estimation uncertainty**

The following are key assumptions concerning the future and other key sources of estimation uncertainty at the statement of financial position date, they have significant risk of causing material adjustment to the carrying amounts of assets and liabilities within the next financial year.

KENYA MEDICAL PRACTITIONERS, PHARMACISTS & DENTISTS UNION  
 ANNUAL REPORT AND FINANCIAL STATEMENTS  
 FOR YEAR ENDED 31ST DECEMBER 2024  
 NOTES TO THE FINANCIAL STATEMENTS

5 a) Equipment

Critical estimates are made by Trustees in determining the useful lives and residual values to equipment based on the intended use of the assets and economic lives of the assets. Subsequent changes in circumstances such technological advances or prospective utilization of assets concerned could result in the actual useful lives or residual values differing from initial estimates.

|                                     | <b>2024</b>        | <b>2023</b>        |
|-------------------------------------|--------------------|--------------------|
|                                     | <b>Kshs</b>        | <b>Kshs</b>        |
| <b>6 Members Contributions</b>      |                    |                    |
| Remittance paid up                  | 164,211,394        | 197,174,605        |
| Remittance unpaid up                | 10,129,763         | 7,868,779          |
|                                     | <b>174,341,157</b> | <b>205,043,384</b> |
| <b>7 Other Income</b>               |                    |                    |
|                                     | <b>Kshs</b>        | <b>Kshs</b>        |
| Sponsorships                        | 981,008            | 1,499,940          |
| Sponsorships Branches               | -                  | 1,833,350          |
| Grants-OSIEA (2022)                 | -                  | 22,450,000         |
| -PSI                                | 1,938,197          | 956,000            |
| Fixed deposit income                | 1,754,114          | 548,126            |
|                                     | <b>4,673,319</b>   | <b>27,287,416</b>  |
| <b>8 National Office Operations</b> |                    |                    |
|                                     | <b>Kshs</b>        | <b>Kshs</b>        |
| National Office Operations          | 35,570,000         | 34,100,000         |
|                                     | <b>35,570,000</b>  | <b>34,100,000</b>  |

This is payment of professional fees paid to the National executive committee members and could not be broken down.

KENYA MEDICAL PRACTITIONERS, PHARMACISTS & DENTISTIS UNION  
 ANNUAL REPORT AND FINANCIAL STATEMENTS  
 FOR YEAR ENDED 31ST DECEMBER 2024  
 NOTES TO THE FINANCIAL STATEMENTS

|   | 2024               | 2023               |
|---|--------------------|--------------------|
|   | Kshs               | Kshs               |
| <b>9 Branch Operations</b>  |                    |                    |
| Branch cash allocation expenses   | -                  | 4,214,396          |
| Branch Allocations / Disbursements  | 30,338,062         | 42,162,410         |
|   | <b>30,338,062</b>  | <b>46,376,806</b>  |
| <br>  |                    |                    |
| <b>10 Surplus/(deficit)for the year</b>   | <b>Kshs</b>        | <b>Kshs</b>        |
| The following items have been recognized as expenses(income)in determining surplus(deficit)for the year |                    |                    |
| Depreciation of property, plant and equipment   | 1,307,317          | 1,544,323          |
| Auditors' remuneration for National office and branches   | 552,840            | 659,840            |
| Staff costs (Appendix 1)  | 13,547,089         | 18,328,105         |
|   | <b>15,407,247</b>  | <b>20,532,268</b>  |
| <br>  |                    |                    |
| <b>11 Trade and other receivables</b>   | <b>Kshs</b>        | <b>Kshs</b>        |
| Remittance / Members Receivables  | 116,828,729        | 105,061,817        |
| <b>Other Receivables</b>  |                    |                    |
| Deposits  | 664,941            | 664,941            |
| Doctors Welfare   | 1,710,000          | 1,710,000          |
| Prepaid rent  | 360,000            | -                  |
|   | <b>2,734,941</b>   | <b>2,374,941</b>   |
| <br>  |                    |                    |
| <b>Totals</b>   | <b>119,563,670</b> | <b>107,436,758</b> |

KENYA MEDICAL PRACTITIONERS, PHARMACISTS & DENTISTIS UNION  
 ANNUAL REPORT AND FINANCIAL STATEMENTS  
 FOR YEAR ENDED 31ST DECEMBER 2024  
 NOTES TO THE FINANCIAL STATEMENTS

**12 Cash and Bank balances**

|                                 | NOTE | Kshs              | Kshs              |
|---------------------------------|------|-------------------|-------------------|
| Standard Chartered bank         |      | 254,351           | 4,037,098         |
| NCBA Bank Kenya                 |      | 4,477,140         | 3,785,384         |
| STANDARD CHARTERED- OPERATIONAL |      | 74,805            | 6,880             |
| NCBA Fixed Income Fund          |      | 17,802,241        | 18,048,126        |
| NCBA Dollar Bank                |      | 1,998,968         | 884,730           |
| Cash in hand                    |      | 1,243             | 1,486             |
| Restricted funds                |      | 299,473           | 299,473           |
| Imprest Allocation              | 12a  | 1,722,212         | 1,722,212         |
|                                 |      | <b>26,630,433</b> | <b>28,785,389</b> |

| 12a Imprest Allocation |  | Kshs             | Kshs             |
|------------------------|--|------------------|------------------|
| Central Branch         |  | 152,467          | 152,467          |
| Coast Branch           |  | 42,034           | 42,034           |
| Lower Eastern Branch   |  | 8,843            | 8,843            |
| Nairobi Branch         |  | 137,733          | 137,733          |
| North Eastern Branch   |  | 737,189          | 737,189          |
| North Rift Branch      |  | 6,638            | 6,638            |
| Nyanza Branch          |  | 105,009          | 105,009          |
| South Rift Branch      |  | 260,273          | 260,273          |
| Upper Eastern Branch   |  | 271,615          | 271,615          |
| Western Branch         |  | 411              | 411              |
| <b>Totals</b>          |  | <b>1,722,212</b> | <b>1,722,212</b> |

The imprest account in 2024 remained the same as 2023 because the whole transfers to branches in 2024 was expensed rather than pass through the imprest account. These balances will be written off in 2025

KENYA MEDICAL PRACTITIONERS, PHARMACISTS & DENTISTIS UNION  
 ANNUAL REPORT AND FINANCIAL STATEMENTS  
 FOR YEAR ENDED 31ST DECEMBER 2024  
 NOTES TO THE FINANCIAL STATEMENTS

|                                   |                   |                   |
|-----------------------------------|-------------------|-------------------|
| <b>13 Accumulated Fund</b>        | <b>Kshs</b>       | <b>Kshs</b>       |
| As at 1st January                 | 91,805,862        | 66,764,293        |
| Net(deficit)/surplus for the year |                   | 18,918,460        |
| Reserves                          | 3,941,469         | 3,941,469         |
| Prior year adjustment             |                   | 2,181,640         |
|                                   | <u>95,747,331</u> | <u>91,805,862</u> |

|  |                   |                   |
|--|-------------------|-------------------|
|  | <b>Kshs</b>       | <b>Kshs</b>       |
| <b>14 Trade and Other Payables</b>                     |                   |                   |
| National Office Operations-2014                        | <u>1,350,000</u>  | <u>1,350,000</u>  |
| <b>Other Payables</b>                                  |                   |                   |
| Accrued Expenses                                       | 313,538           | 2,817,450         |
| Payable to branches                                    | 93,874            | 4,159,763         |
| Audit fee payable                                      | 552,840           | 836,673           |
| Accrued Leave and Payroll: NEC Annual Leave Allowances | 11,760,000        | 11,760,000        |
| Annual Gratuity  |                   |                   |
| -NEC   | 23,520,000        | 23,520,000        |
| -Secretariat   | 4,414,428         | 5,495,536         |
| MTRH CBA negotiations                                  | 331,000           | 331,000           |
| National CBA negotiation                               | 452,500           | 452,500           |
| Air transport  | 2,547,600         | -                 |
|  | <u>45,335,780</u> | <u>50,722,922</u> |

KENYA MEDICAL PRACTITIONERS, PHARMACISTS & DENTISTIS UNION  
ANNUAL REPORT AND FINANCIAL STATEMENTS  
FOR YEAR ENDED 31ST DECEMBER 2024  
NOTES TO THE FINANCIAL STATEMENTS

15 **Property, Plant and Equipment**  
**Year ended 31 December 2024**

|                        | <b>Motor<br/>Vehicle</b> | <b>Computers &amp;<br/>Printers</b> | <b>Furniture &amp;<br/>Fittings</b> | <b>Total</b>     |
|------------------------|--------------------------|-------------------------------------|-------------------------------------|------------------|
| <b>Cost</b>            |                          |                                     |                                     |                  |
| As at 1 January 2024   | 6,400,000                | 1,794,820                           | 1,089,546                           | 9,284,366        |
| Additions              | -                        | 303,000                             | 5,500.00                            | 308,500          |
| As at 31 December 2024 | <b>6,400,000</b>         | <b>2,097,820</b>                    | <b>1,095,046</b>                    | <b>9,592,866</b> |
| <b>Depreciation</b>    |                          |                                     |                                     |                  |
| As at 1 January 2024   | 1,450,666                | 1,092,019                           | 435,044                             | 2,977,729        |
| Charge for the year    | 989,867                  | 251,450                             | 66,000                              | 1,307,317        |
| As at 31 December 2024 | <b>2,440,532</b>         | <b>1,343,469</b>                    | <b>501,044</b>                      | <b>4,285,047</b> |
| <b>Net Book value</b>  |                          |                                     |                                     |                  |
| As at 31 December 2024 | <b>3,959,468</b>         | <b>754,351</b>                      | <b>594,002</b>                      | <b>5,307,819</b> |

**Year ended 31 December 2023**

|                        | <b>Motor<br/>Vehicle</b> | <b>Computers &amp;<br/>Printers</b> | <b>Furniture &amp;<br/>Fittings</b> | <b>Total</b>     |
|------------------------|--------------------------|-------------------------------------|-------------------------------------|------------------|
| <b>Cost</b>            |                          |                                     |                                     |                  |
| As at 1 January 2023   | 6,400,000                | 1,582,820                           | 1,089,546                           | 9,072,366        |
| Additions              | -                        | 212,000                             | -                                   | 212,000          |
| As at 31 December 2023 | <b>6,400,000</b>         | <b>1,794,820</b>                    | <b>1,089,546</b>                    | <b>9,284,366</b> |
| <b>Depreciation</b>    |                          |                                     |                                     |                  |
| As at 1 January 2023   | 213,333                  | 857,751                             | 362,322                             | 1,433,406        |
| Charge for the year    | 1,237,333                | 234,268                             | 72,722                              | 1,544,323        |
| As at 31 December 2023 | <b>1,450,666</b>         | <b>1,092,019</b>                    | <b>435,044</b>                      | <b>2,977,729</b> |
| <b>Net Book value</b>  |                          |                                     |                                     |                  |
| As at 31 December 2023 | <b>4,949,334</b>         | <b>702,801</b>                      | <b>654,502</b>                      | <b>6,306,637</b> |

KENYA MEDICAL PRACTITIONERS', PHARMACISTS & DENTISTS UNION  
ANNUAL REPORT AND FINANCIAL STATEMENTS  
FOR YEAR ENDED 31ST DECEMBER 2024  
NOTES TO THE FINANCIAL STATEMENTS

16 **Software**

|                          |                  |
|--------------------------|------------------|
| As at 1st January 2024   | -                |
| Additions                | 1,500,000        |
| Amortization             | <u>(300,000)</u> |
| As at 31st December 2024 | <u>1,200,000</u> |

KENYA MEDICAL PRACTITIONERS, PHARMACISTS & DENTISTS UNION  
 SUPPLEMENTARY INFORMATION  
 FOR THE YEAR ENDED 31ST DECEMBER 2024  
 SCHEDULE OF OPERATING EXPENDITURE

| <b>Appendix 1</b>                  | <b>2024</b>              | <b>2023</b>              |
|------------------------------------|--------------------------|--------------------------|
| <b>1 Employment expenses</b>       | <b>Kshs</b>              | <b>Kshs</b>              |
| Salaries and wages                 | 10,552,755               | 16,300,821               |
| Staff Gratuity                     | 1,748,433                | 1,992,284                |
| Leave allowances                   | 591,503                  | -                        |
| Welfare                            | 654,398                  | 35,000                   |
|                                    | <b><u>13,547,089</u></b> | <b><u>18,328,105</u></b> |
| <b>2 Administration expenses</b>   |                          |                          |
| Audit fees (National and Branches) | 552,840                  | 659,840                  |
| Consultancy Services               | 2,210,630                | 1,544,000                |
| Advertising and marketing          | -                        | 84,000                   |
| Legal fees                         | 5,273,289                | 13,570,186               |
| Sponsorship/Donations              | 50,000                   | 582,900                  |
| Printing and stationery            | 986,273                  | 1,168,809                |
| Telephone, transport and postage   | 996,933                  | 965,920                  |
| Computer and Internet expenses     | 151,700                  | 97,199                   |
| Benevolences Expenses              | 12,873,272               | 4,660,000                |
| Vehicle Expense                    | 685,410                  | 2,422,107                |
| Software                           | 87,936                   | 1,030,558                |
| General office expenses            | 614,166                  | 1,989,759                |
| Dues & subscriptions               | 83,878                   | -                        |
| Other expenses                     | -                        | 3,388,451                |
|                                    | <b><u>24,566,327</u></b> | <b><u>32,163,729</u></b> |

KENYA MEDICAL PRACTITIONERS, PHARMACISTS & DENTISTS UNION  
 SUPPLEMENTARY INFORMATION  
 FOR THE YEAR ENDED 31ST DECEMBER 2024  
 SCHEDULE OF OPERATING EXPENDITURE

Appendix 2

| <b>3 Establishment expenses</b>         | 2024              | 2023              |
|---|-------------------|-------------------|
|   | Kshs              | Kshs              |
| Depreciation                            | 1,307,317         | -                 |
| Amortization                            | 300,000           | -                 |
| Office rent, service charge and parking | 1,535,782         | -                 |
| Repairs and maintenance                 | 54,600            | -                 |
| Insurance                               | 180,348           | -                 |
| Electricity                             | 21,700            | -                 |
| Lobbying and advocacy                   | 9,948,461         | 16,185,351        |
| Meetings and conferences (3A)           | 46,817,233        | 45,249,357        |
|   | <u>60,165,441</u> | <u>61,434,708</u> |

Depreciation, amortization and rent were previously classified as administrative expenses

| <b>3A Meeting and conferences</b> | 2024              | 2023              |
|-----------------------------------|-------------------|-------------------|
|                                   | Kshs              | Kshs              |
| ADC                               | 9,921,555         | 1,893,210         |
| NAC                               | 2,664,460         | 3,207,450         |
| NEC                               | 1,202,800         | 1,927,000         |
| Legal affairs                     | 3,027,000         | 944,600           |
| Adhoc Committee                   | 428,000           | 368,000           |
| FAC                               | 133,000           | 550,540           |
| CBA Meetings                      | -                 | 4,838,890         |
| Operating Kitty activities        | 2,850,000         | 4,120,000         |
| Local and foreign conferences     | 2,176,052         | 5,145,109         |
| Air transport                     | 6,774,225         | 11,044,488        |
| Road transport                    | 495,711           | 952,700           |
| Strike expenses 2024              | 11,930,752        | -                 |
| Other meetings                    | 5,214,678         | 10,257,370        |
|                                   | <u>46,817,233</u> | <u>45,249,357</u> |

KENYA MEDICAL PRACTITIONERS, PHARMACISTS & DENTISTS UNION  
SUPPLEMENTARY INFORMATION  
FOR THE YEAR ENDED 31ST DECEMBER 2024  
SCHEDULE OF OPERATING EXPENDITURE

|                         | <b>2024</b>           | <b>2023</b>           |
|-------------------------|-----------------------|-----------------------|
|                         | <b>Kshs</b>           | <b>Kshs</b>           |
| <b>4. Finance costs</b> |                       |                       |
| Bank and Mpesa charges  | 299,972               | 204,070               |
| Exchange loss           | 120,567               | -                     |
|                         | <u><b>420,539</b></u> | <u><b>204,070</b></u> |

Appendix 2

|   | Central Kshs     | Coast Kshs       | Lower Eastern Kshs | Nairobi Kshs     | North Rift Kshs  | Nyanza Kshs      | South Rift Kshs  | Upper Eastern Kshs | Western Kshs     | Total Kshs        |
|---|------------------|------------------|--------------------|------------------|------------------|------------------|------------------|--------------------|------------------|-------------------|
| Revenues  |                  |                  |                    |                  |                  |                  |                  |                    |                  |                   |
| Branch Allocations  | 4,573,459        | 2,630,893        | 3,150,156          | 7,554,933        | 3,476,735        | 3,467,644        | 3,108,128        | 1,730,015          | 2,194,606        | 31,896,569        |
| Other Deposits  | 287,826          | 1,149,367        | -                  | -                | 311,000          | -                | 200,000          | -                  | -                | 1,948,193         |
| <b>Total Operating Cash</b>                                     | <b>4,861,285</b> | <b>3,780,260</b> | <b>3,150,156</b>   | <b>7,554,933</b> | <b>3,787,735</b> | <b>3,467,644</b> | <b>3,308,128</b> | <b>1,730,015</b>   | <b>2,194,606</b> | <b>33,834,762</b> |
| <b>Expenditure</b>  |                  |                  |                    |                  |                  |                  |                  |                    |                  |                   |
| Meeting and Conferences Branch Executive Committee AGM expenses | 664,132          | 641,380          | 2,278,445          | 2,338,804        | 904,960          | 1,902,105        | 1,914,250        | 551,000            | 841,000          | 12,036,076        |
| Branch Executive Committee expenses                             | 3,701,068        | 511,590          | -                  | 3,610,000        | -                | 640,000          | 1,110,000        | 770,000            | 1,190,000        | 11,532,658        |
| Office expenses   | 158,826          | -                | 38,500             | 102,583          | 318,000          | 692,000          | 365,040          | 60,000             | 25,000           | 1,759,949         |
| Administration expenses   | 437,573          | 2,460,190        | 827,497            | 321,513          | 359,342          | 292,517          | 107,250          | 100,000            | 210,000          | 5,115,882         |
| Personal Expenses   | 84,000           | -                | -                  | 991,262          | 2,235,000        | -                | -                | -                  | -                | 3,310,262         |
| Bank charges  | 5,467            | 15,434           | 3,472              | 23,028           | 5,628            | 11,248           | 4,794            | 12,142             | -                | 81,213            |
| <b>Total Expenditure</b>  | <b>5,051,066</b> | <b>3,628,594</b> | <b>3,147,914</b>   | <b>7,387,190</b> | <b>3,817,302</b> | <b>3,532,250</b> | <b>3,507,788</b> | <b>1,485,794</b>   | <b>2,278,142</b> | <b>33,836,039</b> |
| <b>Surplus (Deficit)</b>  | <b>(189,781)</b> | <b>151,667</b>   | <b>2,242</b>       | <b>167,743</b>   | <b>(29,567)</b>  | <b>(64,606)</b>  | <b>(199,660)</b> | <b>244,221</b>     | <b>(83,536)</b>  | <b>(1,277)</b>    |
| Other assets  | 401,981          | 335,620          | -                  | 135,535          | 68,797           | 212,466          | 138,000          | -                  | -                | 1,292,399         |
| Bank  | 67,402           | 193,701          | 11,086             | 194,426          | 23,836           | 42,920           | 60,613           | 515,836            | (78)             | 1,109,742         |
| Sub total   | 469,383          | 529,321          | 11,086             | 329,961          | 92,633           | 255,386          | 198,613          | 515,836            | (78)             | 2,402,141         |
| Retained funds  | 414,303          | 529,321          | 11,086             | 329,961          | 92,633           | 255,386          | 198,613          | 515,836            | (78)             | 2,347,061         |
| Other liabilities   | 55,080           | -                | -                  | -                | -                | -                | -                | -                  | -                | 55,080            |
| Sub total   | 469,383          | 529,321          | 11,086             | 329,961          | 92,633           | 255,386          | 198,613          | 515,836            | (78)             | 2,402,141         |